


St Andrew's Psalter Lane Church Junior Church Activity Sheet 29nd November 2020 – ADVENT SUNDAY



Here is something to pass the time at home as we can't meet in church at the moment – a story and some activities.

Today is the first Sunday of Advent

Advent is the four weeks and Sundays before Christmas when we look forward to the coming of Jesus as a baby and think about what it means that God came to live with us as a human.

Advent is a time of waiting and hoping.

So here are some things that you can do at home to make this a special time

Make an Advent Wreath to go on your table.

You will need:

Four big candles that can stand on their own. They can be red, or other colours. Traditionally in church you had three purple ones and a pink one.

One white candle for the middle

A very large plate, or a round tray

Some greenery – holly or other evergreens, Bay leaves make a lovely smell

Other decorations such as fir cones, or tangerines, or cinnamon sticks.

If you think that the surface of the tray may be vulnerable, cover it with foil before you start. Space the candles out round the edge, and put the white one in the middle. A bit of blu-tack will keep them in place.

Arrange the greenery and other decorations at the base of the candles – don't let it get too high or it may be a fire hazard.

Each Sunday you light one more candle and you light the white one on Christmas Day. Don't leave them burning if you are not in the room. You can do the candle lighting during the Sunday service, or at a meal time. If the candles are nice big thick ones you can light them every day all through Advent – just one the first week and two the second and so on

Here is a prayer to say when you light the candles:

Come God

Come with the frightened

Come with the poor

Come with the children

Come with those who have always been your friends

Come and lead us where you are living

and show us what you want us to do. Amen


Ruth Burgess – From Bread of Tomorrow


Make an Advent Calendar

On the next pages there are 24 Christmas pictures you can use. Or you could cut up last year's Christmas cards. You can make yourself a calendar with windows – you will need a grownup to help you cut through the card with something sharp – or you could print the pictures on card, colour them and hang them up on a branch one by one each day.

Foodbank Advent Calendar

You could put something in a box for the foodbank or for Baby Basics, each day. You will find where to take it in the church newsletter.





Merry Christmas



O come, O come Emmanuel

